

QUICKSILVER®
ACTIV

BOWRIDER



20
20

THE QUICKSILVER ACTIV RANGE HAS ALWAYS PERFECTLY BLENDED FUN AND STYLE WITH PRACTICALITY AND SAFETY.


The evolving direction of the Quicksilver Activ range now builds on this strength with collaborations between highly experienced designers, engineers and naval architects from the Brunswick Group, a leading force in the boating world. A strong partnership that has led to an even greater line-up of fun boats with true integrity and depth.

Quicksilver Activ promises a world of style and innovative use of space made possible by the best in class length to beam ratio which also increases stability. A confidence further heightened by the deep V hull design creating a form that cuts through water efficiently and comfortably. A direct result of one of the most experienced naval architects in the industry being part of the team behind Quicksilver Activ.


So as you can see, we take fun very seriously. Welcome to style and substance.

Explore our complete range of boats and dealer network now at

www.quicksilver-boats.com



QUICKSILVER®





Life is now

CONTENT

Introduction	4
The Smart Edition	5
ACTIV 675 BOWRIDER	6
NEW ACTIV 605 BOWRIDER	10
NEW ACTIV 555 BOWRIDER	14
Specifications	18

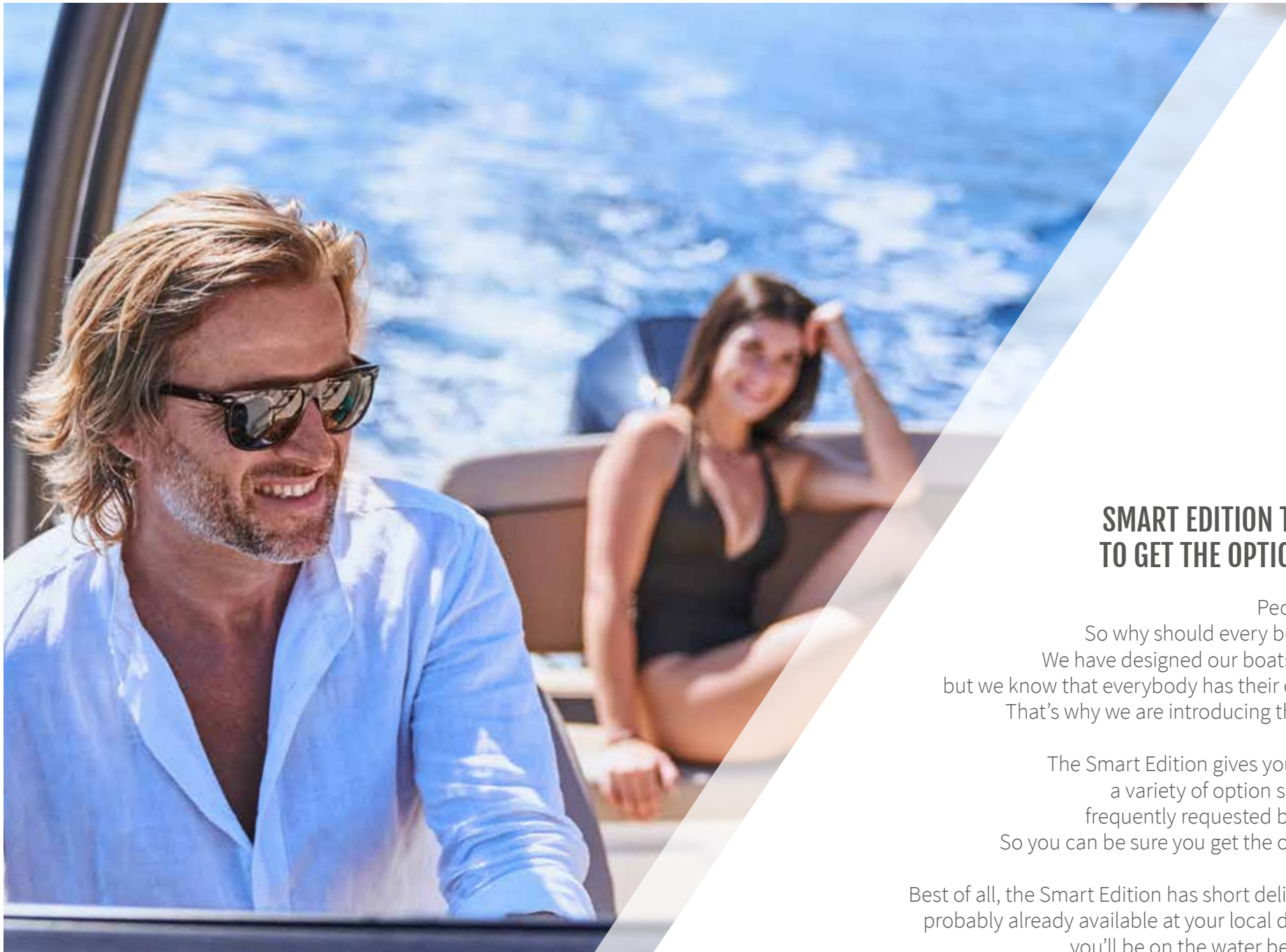
WELCOME TO THE BOWRIDER RANGE FROM QUICKSILVER.

The moment you look at an Activ, you know that it's designed for pure fun.

It's about fluid yet solid forms with soft lines and sharp, cut-through shapes creating a dynamic, sporty tension that says it's playtime. Purposeful designs still true to the essence and character of the original sketches; that spontaneous spark of inspiration. Creativity founded on experience, considered development and insight gained through solid research into the needs and desires of boat users resulting in a range of boats that offers you true freedom with the reassurance of structural and engineering integrity. Everything underpinned by safety, comfort and versatility. So you can cruise, water ski, or just soak up the sun with complete peace of mind. And with ease.

This is Activ.
Built on understanding.
Shaped by you.
Created for escape.





SMART EDITION THE BEST WAY TO GET THE OPTIONS YOU NEED

People are different.
So why should every boat be the same?
We have designed our boats for optimal use,
but we know that everybody has their own preferences.
That's why we are introducing the Smart Edition.

The Smart Edition gives you what you need:
a variety of option sets that are most
frequently requested by our customers.
So you can be sure you get the options you want.

Best of all, the Smart Edition has short delivery times and is
probably already available at your local dealer right now –
you'll be on the water before you know it.

ACTIV 675 BOWRIDER

IN TOUCH WITH THE WATER

The Activ 675 Bowrider is a great boat to stay in touch with the water. Up to 7 people pick a spot in the bow area or in the cockpit. Not a single inch of deck surface is left unused, yet the designers still found a way to integrate a compact, functional cabin.



Length Overall (m)	6,48
Beam Maximum (m)	2,46
Height - Without Canvas (m)	1,83
Dry Weight (Kg)	1274
Fuel Capacity (L)	230
CE Design Category	C
Maximum Number of People	7
Maximum Power (HP/KW)	225 / 165



SAFETY

Safety begins at the helm station. It holds ample space for optional navigation and engine hardware such as a GPS/chart plotter, Active Trim and Zipwake Dynamic Trim Control. This equipment will help you get even better handling and get the best performance while reducing the consumption. The Mercury engine itself ensures a sporty and reliable handling from 115 up to 225 hp. Also, a deep cockpit and high freeboard at the bow allow for both children and adults to sit down and move around on the boat in all safety.

COMFORT

The bow is separated from the rest of the Activ 675 Bowrider by an access door with a drain system to keep the cockpit dry. A conveniently designed portside walkway makes it easy to go from stern to bow and back. There is no level difference between both areas and the whole of the surface remains at your disposal at all times. Piloting comfort is a given thanks to twin bolster seats on a polyester pedestal base and twin cup holders. Cheers!

VERSATILITY

Did you cruise towards your favourite spot on the water? Or do you just feel like a quick break? Awesome idea! Option 1: switch the position of the backrest to face the water when you are relaxing on the aft seat. Option 2: mount the dinner table. Option 3: convert the cockpit area and/or the bow into large sun lounges. In the cabin, you decide what to add: a pull-out sea toilet, a sink, a fridge drawer or all of the above.

STORAGE

The Activ 675 Bowrider has storage underneath the swim platform, the aft seat and the cockpit seats. All of that space is available for whatever you want to bring on board. Do you also want a bimini with enclosure? If so, no need to ask yourself where these things go: there's integrated storage that facilitates quick deployment.

SMART EDITION

Be sure to get what you need: the Smart Edition is based on the options that are most frequently requested by our customers. In addition to that you save an average of 10 % when compared to ordering options separately and this edition is probably already available at your local dealer right now.



ACTIV 675 BOWRIDER



Versatile cockpit area suitable for cruising and dining, relaxing and reading with the inclinable backrest, sun lounge and extended sun lounge with easy water access



Large swim platforms and motor well step for easy access to both sides of transom. Swim ladder



Drain system to avoid water accumulation



Deep cockpit to ensure children's and adult's safety when moving around the boat



Optional refrigerator



Bow to stern walkthrough



1 Sociable bow area that can be converted to sun lounge



15 Large swim platforms and motor well step for easy access to both sides of transom

Stylish windshield and ergonomic helm station with instrumentation and mounting space for a 9" GPS/Chart plotter. Integrated armrests and cup holder



5 & 6

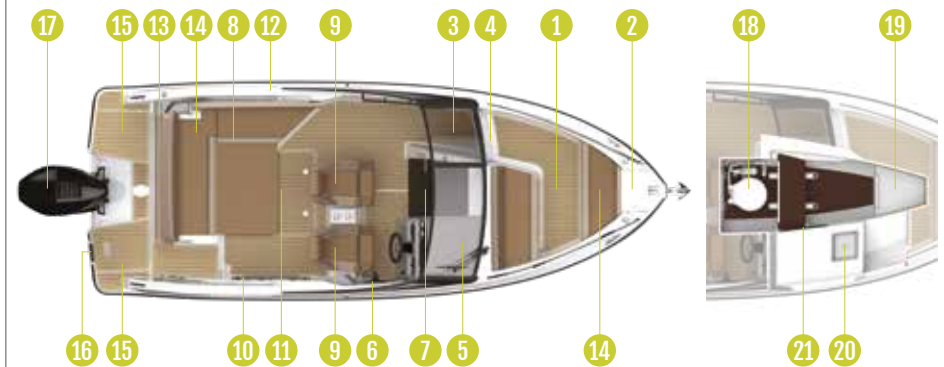
Plenty of convenient storage throughout the boat



14

MODEL FEATURES

- 1.** Sociable bow area that can be converted to sun lounge
- 2.** Anchor storage and step-out area via the bow
- 3.** Bow to stern walkthrough
- 4.** Drain system to avoid water accumulation
- 5.** Stylish windshield and ergonomic helm station. With instrumentation and mounting space for a 9" GPS/Chart plotter
- 6.** Integrated armrests and cup holder
- 7.** Semi-transparent sliding cabin door
- 8.** Versatile cockpit area suitable for
 - 1.** Cruising and dining, **2.** Relaxing and reading with the inclinable backrest, **3.** Sun lounge and extended sun lounge with easy water access
- 9.** Twin bolster seats with integrated cup holders. The seats are mounted on a pedestal to minimize shocks and vibrations while navigating
- 10.** Dedicated fenders storage
- 11.** Cockpit hatch for easy access to underdeck components
- 12.** Deep cockpit to ensure children's and adult's safety when moving around the boat
- 13.** Integrated canvas storage
- 14.** Plenty of convenient storage throughout the boat
- 15.** Large swim platforms and motor well step for easy access to both sides of transom
- 16.** Swim ladder
- 17.** Single engine configuration up to max 225 hp
- 18.** Cabin with optional pull out marine toilet
- 19.** Opening portlight
- 20.** Optional sink
- 21.** Optional refrigerator



ACTIV 605 BOWRIDER

FUELLED FOR ADVENTURE

The redesigned Activ 605 Bowrider doesn't just look more streamlined. The model also has gotten longer and wider, giving you more space on board. On top, it has become an even better companion to discover remote places. Why is that? Its fuel tank is now the largest in its category!



Length Overall (m)	6,02
Beam Maximum (m)	2,34
Height - Without Canvas (m)	1,75
Dry Weight (Kg)	989
Fuel Capacity (L)	160
CE Design Category	C
Maximum Number of People	6
Maximum Power (HP/KW)	150 / 110

ACTIV 605 BOWRIDER



SAFETY

An accessible step-out area with stylish bow rails makes it easy and safe to get in and out of the bow. At the back, a large swim platform with motor well step provides easy access on both sides of the ransom just as well. Once on board, security is guaranteed by the deep cockpit, high railings and a drain system that keeps the cockpit dry. It is safe for both adults and kids to walk around the Activ 605 Bowrider.

COMFORT

Both the pilot and the co-pilot seats are mounted on a polyester pedestal base. This improves your comfort and the over-all piloting experience. You'll also enjoy the sport steering wheel, standard hydraulic steering and SmartCraft instrumentation, making it easier to handle the boat and to keep an eye on all engine diagnostics. Did you arrive at a nice spot? Have lunch or dinner in style at the new cockpit table with a laminated top or even real teak.

VERSATILITY

The Activ 605 Bowrider holds space for 6 people. Is your crew all about soaking up the sun? Turn both bow and cockpit into spacious sun lounges. The new sun lounge system in the bow is easier to set up and doesn't involve any loose parts. Do you prefer action and speed? Then go for the optional ski tow arch or the wakeboard tower. With a Mercury engine of up to 150 hp, you are sure to add some thrills to your day.

STORAGE

You'll find a storage space for small items in front of the co-pilot seat and a second storage area is integrated in the console. Fender storage is now located against the freeboard, so you no longer have to open up all storage spaces looking for the fenders at the last minute.

SMART EDITION

Be sure to get what you need: the Smart Edition is based on the options that are most frequently requested by our customers. In addition to that you save an average of 10 % when compared to ordering options separately and this edition is probably already available at your local dealer right now.



ACTIV 605 BOWRIDER

12



Large bow seats with storage below seating

11



Versatile bow area to relax and socialize; the bow area converts into a sun lounge

4



Storage below seating and dedicated storage for cockpit

1



Versatile cockpit area suitable for sunbathing with easy deployable sun lounge

3



Ergonomic helm with SmartCraft instrumentation with mounting space for optional GPS/Chart plotter

1



Versatile cockpit area suitable for cruising & dining

Comfortable pilot and co-pilot seats with flip bolster and swivel

2





Optional wakeboard tower or ski arch for water sports



Optional refrigerator



Unique bow drain system avoids water to accumulate and flow into the cockpit

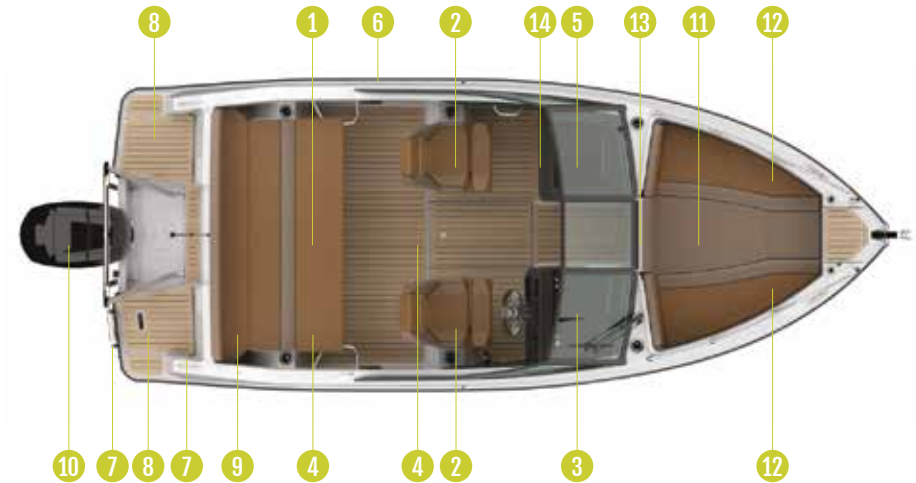
Integrated swim ladder and optional cockpit shower
Large swim platform for safe and easy access in and out of the water



7 & 8

MODEL FEATURES

1. Versatile cockpit area suitable for cruising, dining and sunbathing with easy deployable sun lounge
2. Comfortable pilot and co-pilot seats with flip bolster and swivel
3. Ergonomic helm with SmartCraft instrumentation with mounting space for optional GPS/Chart plotter
4. Storage below seating and dedicated storage for cockpit table
5. Convenient storage area for small items in front of co-pilot seat
6. Deep cockpit for more safety and dryer ride
7. Integrated swim ladder and optional cockpit shower
8. Large swim platform for safe and easy access in and out of the water
9. Integrated canvas storage
10. Single engine configuration from 100 up to 150 hp
11. Versatile bow area to relax and socialize; the bow area converts into a sun lounge
12. Large bow seats with storage below seating
13. Unique bow drain system avoids water to accumulate and flow into the cockpit
14. Optional refrigerator



ACTIV 555 BOWRIDER

SPONTANEOUS, SPORTY, IRRESISTIBLE

Rarely has the phrase “small but mighty” been so appropriate to describe a boat. With an overall length of 5.33 metres, this boat is the smallest one in our bowrider family. But it is one that knows how to punch well above its weight, thanks to its fuel tank capacity and powerful engine configuration. Don't forget to take advantage of the cockpit sun lounge that can be deployed within seconds.



Length Overall (m)	5,33
Length of Hull (m)	5,11
Height - Without Canvas (m)	1,61
Dry Weight (Kg)	822
Fuel Capacity (L)	110
CE Design Category	C
Maximum Number of People	6
Maximum Power (HP/KW)	115 / 84,6



SAFETY

Safety always comes first with Quicksilver. That is why this bow rider was designed with high railings, hand rails, a bow walkthrough door and a deep cockpit. Both children and adults can move around freely and feel safe when moving around the boat or when they are seated. With Mercury engine configurations ranging from 80 to 115 hp you can count on a sporty driving experience and safe handling.

COMFORT

Relaxation is key on the Activ 555 Bowrider. Whether you prefer the bow, or the cockpit is up to you, both areas can be converted into a sun lounge. Grab a cold drink from the refrigerator and use the cup holders next to you to sit safe and relish the moment. Driving the Activ 555 Bowrider is a real experience thanks to the standard hydraulic steering and sport steering wheel, which are rare on a boat of this size. The ergonomic helm is also equipped with comfortable swivel seats and integrated footrests. And with the extra-large fuel tank that can hold up to 110 litres, you can enjoy the boat for longer and go further without having to think about refueling.



VERSATILITY

The Quicksilver bowriders pride themselves on their high versatility. The sleek lines and modern design make it a great boat for boaters interested in water sports, partying with friends or simply soaking up the sun. At the stern, a stylish ski tow arch rests above a powerful, reliable Mercury engine. The cockpit area includes a dining corner that can be converted into a sun lounge very easily by lowering the backbench. The table with laminated teak adds a classy touch to the ensemble. The bow area is also very versatile as the seating area can also be converted into a sun lounge. Le cockpit comprend un coin repas qui peut très facilement être converti en bain de soleil en abaissant la banquette. La table laminée en teck ajoute une touche d'élégance à l'ensemble. L'avant du bateau est également polyvalent avec ses places assises facilement convertissables en bain de soleil.

STORAGE

No need to compromise about what you can carry onboard. Several clever storage areas compartments will make sure all your belongings stay safe and out of sight. Find large storage lockers underneath the seats in the bow and cockpit as well as in both consoles. Small items can be stored in the dashboard on the co-pilot's side.

SMART EDITION

Be sure to get what you need: the SMART Edition is based on the options that are the most frequently requested by our customers. In addition to that you save an average of 10% when compared to ordering options separately and this edition is probably already available at your local dealer right now.

ACTIV 555 BOWRIDER

1 & 2



Integrated swim ladder
Large swim platforms and motor well
step for easy access to both sides of
transom

Large storage space under
the bow seating



6

Optional wakeboard tower or ski arch for
water sports



7



Convertible sun lounge in bow section

11 & 14



Cockpit floor storage
Console storage

7



Convertible sun lounge in bow section



12

Optional bimini
Wraparound windshield
with bow walkthrough



8

Versatile cockpit area with optional
sun lounge

Ergonomic helm with SmartCraft instrumentation
with mounting space for optional 7" GPS/Chart
plotter



4

Versatile cockpit area suitable for
cruising and dining



8

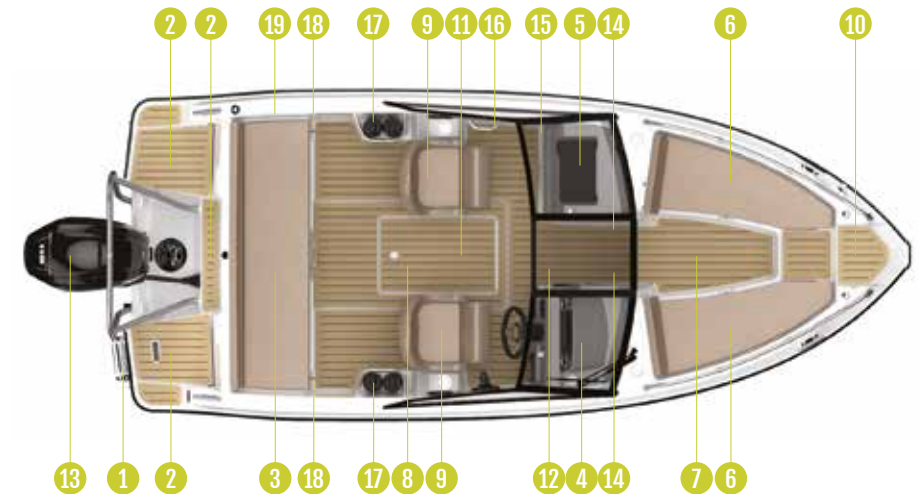


Optional
refrigerator

15

MODEL FEATURES

1. Integrated swim ladder
2. Large swim platforms and motor well step for easy access to both sides of transom
3. Storage below seating
4. Ergonomic helm with SmartCraft instrumentation with mounting space for optional 7" GPS/Chart plotter
5. Convenient storage area for small items in front of co-pilot seat
6. Large storage space under the bow seating
7. Convertible sun lounge in bow section
8. Versatile cockpit area suitable for cruising and dining and with optional sun lounge
9. Comfortable pilot and co-pilot seats with flip bolster and swivel
10. Anchor/line locker
11. Cockpit floor storage
12. Wraparound windshield with bow walkthrough
13. Single engine configuration from 80 up to 115 hp
14. Console storage
15. Optional refrigerator
16. Grab handle
17. Dedicated fenders storage
18. Drain system to avoid water accumulation
19. Deep cockpit to ensure children's and adult's safety when moving around the boat to accumulate and flow into the cockpit



SPECIFICATIONS

ENGINE SPECIFICATIONS

Choose among our vast range of robust and powerful Mercury outboard engines, the most appreciated of all time. You'll have the very best and most up-to-the-minute engine power to take your boat out to enjoy the delights of the water.

Moreover, you will benefit from a national and international network of dealers for service. Additionally, a five-year warranty programme is applicable for all eligible Mercury outboard engines*. The programme will be offered to owners of new Mercury outboard engines**. The warranty applies to Mercury Verado® and FourStroke engines purchased in Europe, the Middle East, Africa and the CIS region.

The five years of comprehensive factory-backed coverage includes labour for failures caused by defects in material or workmanship. What's more, the new warranty is transferable if the engine is sold within the five-year period. The warranty applies to recreational use only.

* Conditions and exclusions apply.

** Provided that all extended warranty conditions are met.



MERCURY ENGINE OPTION	ACTIV BOWRIDER		
	675	605	555
Mercury F80			x
Mercury F100 / F100 CT			x
Mercury F115 / F115 CT		x	x
Mercury F150	x	x	
Mercury 200 V6	x		
Mercury 225 V6	x		

MODEL SPECIFICATIONS

MODEL SPECIFICATIONS	ACTIV BOWRIDER		
	675	605	555
Length Overall (m)	6,48	6,02	5,33
Length of Hull (m)	6,2	5,76	5,11
Beam Maximum (m)	2,46	2,34	2,17
Height - Without Canvas (m)	1,83	1,75	1,61
Dry Weight (Kg)	1274	989	822
Draft Hull (m)	0,47	0,45	0,36
Fuel Capacity (L)	230	160	110
CE Design Category	C	C	C
Maximum Number of People	7	6	6
Maximum Power (HP)	225	150	115
Maximum Power (kW)	165	110	84,6
Water Capacity (L)	45	32	NA
OB Shaft Length	XL	XL	L
Maximum Load (Kg)	840	725	640

PACKS AND EDITIONS

PACKS AND EDITIONS	ACTIV BOWRIDER		
	675	605	555
SMART EDITION	X	X	X
Electronic Pack	x		
Bimini		x	x
Forward sun lounge			x
Cockpit sun lounge		x	x
Cockpit Table with Laminated Top			x
Cockpit Shower	x	x	
LED Courtesy Lights	x		
Cockpit Sun Lounge	x		
Real teak cockpit table	x		
Refrigerator	x	x	
Mooring kit	x	x	

PACKS AND EDITIONS	ACTIV BOWRIDER		
	675	605	555
ELECTRONIC PACK	X	X	X
Simrad GPS/Chart Plotter Cruise 7 with HDI Transducer		x	x
Simrad GPS/Chart Plotter Cruise 9 with HDI Transducer	x		
Stereo Fusion with 2 speakers and USB port	x	x	x



EQUIPMENT & OPTIONS

HULL & DECK	ACTIV BOWRIDER		
	675	605	555
Bow Roller	v	v	v
Swim Ladder	v	v	v
Navigation Lights	v	v	v
Forward line/anchor Locker	v	v	v
Self Bailing Cockpit	v	v	v
Ski Pole	o		
Ski Tow Bar		o	o
Swim Platforms	v	v	v
Flexiteek Flooring	o	o	o
Hull Color (Dark Grey)	o	o	o
LED Courtesy lights	ED		
Motorwell Bridge	v		v

BOW	ACTIV BOWRIDER		
	675	605	555
Forward sun lounge	o	o	ED
Bow cushions	v	v	v

EQUIPMENT	ACTIV BOWRIDER		
	675	605	555
Stereo Fusion with 2 speakers and USB port	o/Elec/ED	o/Elec	o/Elec
DAB Stereo kit with Antenna	o	o	o
Simrad GPS/Chart Plotter Cruise 7 with HDI Transducer		Elec	Elec
Simrad GPS/Chart Plotter Cruise 9 with HDI Transducer	Elec/ED		
Active Trim	o	o	o
Mooring kit	o/ED	o/ED	o
Single Battery System	v	v	v
CO Monitor	v		
Bow Electrical Windlass	o		
Fire extinguisher	v	v	v
Hydraulic Steering	v	v	v
ZipWake Dynamic Trim-Control	o		
Electric & Manual Bilge Pump	v	v	v
Starboard Windscreen Wiper	v		o
OB Pre-Rigging	v	v	v

PACKS	ACTIV BOWRIDER		
	675	605	555
SMART Edition	o	o	o
Electronic Pack	o/ED	o	o

HELM	ACTIV BOWRIDER		
	675	605	555
Analog Speedometer/Tachometer			v
SmartCraft Speedometer/Tachometer	v	v	o
Fuel Gauge			v1
Trim Gauge			v1

COCKPIT	ACTIV BOWRIDER		
	675	605	555
Pilot Seat with Flip Bolster and Swivel	v	v	v
Co-pilot Seat	v	v	v
Cockpit sun lounge	o/ED	o/ED	o/ED
Aft Bench Seat	v	v	v
Storage below Aft Seat	v	v	v
Aft Seat Folding Backrest	v		
Cockpit Cushions	v	v	v
Cockpit table	v		
Cockpit Table with Laminated Top		v	o/ED
Real teak cockpit table	o/ED	o	
Cockpit Shower	o/ED	o/ED	
Starboard Flip Seat	o		

¹ Only with analog instrumentation

v = Standard
o = Optional
A = Accessory
ED = Part of Smart Edition
Elec = Part of Electronic Pack

As a company committed to continuous product improvement specifications are subject to change.

CABIN	ACTIV BOWRIDER		
	675	605	555
Sea Toilet	o		
Sink with Tap	o		
Cabin Lights	v		
Opening Portlights	v		
Refrigerator	o/ED	o/ED	

GALLEY	ACTIV BOWRIDER		
	675	605	555
Sink with Tap	o		
Stove Butane	o		
Refrigerator			o

COVER & CANVAS	ACTIV BOWRIDER		
	675	605	555
Mooring Cover	o	o	o
Mooring Cover with Wakeboard Tower		o	
Bimini	o	o/ED	o/ED
Bimini with Enclosed Canvas	o	o	o
Wakeboard Tower with Bimini	o	o	
Seat Cover	A	A	A

QUICKSILVER®

Explore our dealer network at
www.quicksilver-boats.com



© 2020 Brunswick Marine in EMEA. All Rights Reserved.

Brunswick Marine in EMEA continuously explores means to improve the products it designs, manufactures and distributes. Every effort is made to produce sales and service literature which is current. Changes to specifications of engines, boats and accessories are ongoing. This brochure should not be regarded as a precise guide to the latest specifications. This brochure is also not an offer for sales of any particular engine, boat or accessory. Distributors and dealers are not agents of Brunswick Marine in EMEA or one of its affiliates and they have no authority to bind Brunswick Marine in EMEA by any express undertaking or representation, including but not limited to representations of product, sales, applications or service nature. Not all products are available in all countries and some are available only in limited quantities. Some products shown in this catalogue are equipped with optional accessories. Please see your local dealer.

www.quicksilver-boats.com